

Global Cross-Border Consortium



Optimise your competitive positioning and identify cross-border product opportunities.

Consortium Overview

Consortium is a cross-border benchmarking tool that enables you to analyze key product attributes compared to peers by region, country and sector.

Benefits for Asset Managers

- › Understand relative positioning across markets and sectors.
- › Rank assets, gross, and net flows against other cross-border asset managers for retail and institutional vehicles.
- › Identify and prioritise the best opportunities to drive growth and AUM in markets across EMEA and APAC.
- › Conduct comprehensive analysis with ESG, risk and performance metrics, and fees and expenses, on a single integrated platform.
- › Save time and increase efficiency by utilising data visualisation, analytics and insights.



MONTHLY DATA



GROSS SALES



NET FLOWS



ASSETS UNDER MANAGEMENT (AUM)



Consortium Member Benefits

- › Monthly Global Cross-Border Overview reports utilizing consortium data to gain insights and analyze trends including:
 - Aggregate demand by country and region
 - Short and long-term breakdowns of AUM by market and region
 - Regional focus and analysis
 - In-depth review of select markets
- › Custom benchmarking reports
- › Access to consortium-specific dashboards available in a quick and digestible format.

With Global Consortium You Can:



Segment local versus cross-border markets to fully understand the asset management landscape by market and product over various time periods.



Rank your market share, assets, gross and net flows to understand your sales by origination market and by sectors.



Discover trends and identify new markets and opportunities. Filter the data to sharpen the insights that matter most to you.



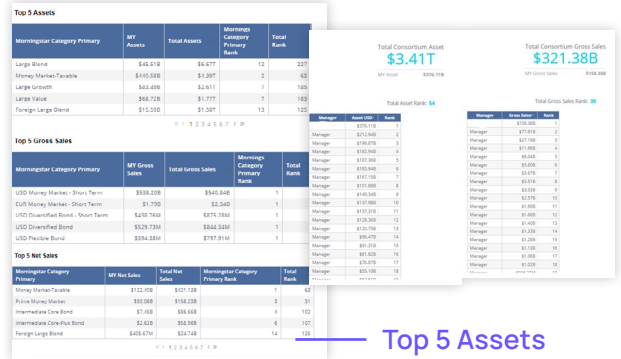
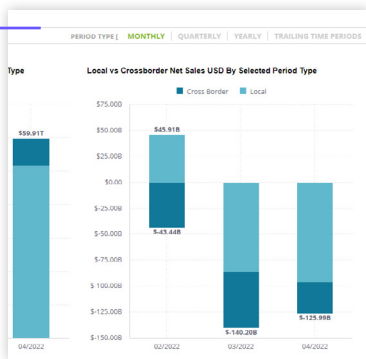
Showcase your funds by benchmarking net new flows against trailing Morningstar category percentiles; identify strengths and opportunities.



View how your firm competes against participating managers through easily digestible dashboards (note: manager names anonymized except for your data).

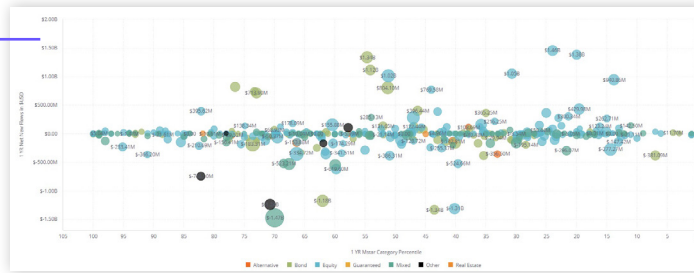
Top Markets by Net Sales

Analyse local versus cross-border net sales.



Cross-Border Sales Origin (CBSO) Flows vs. Return Percentile

Showcase your firm's funds by trailing net new flows against trailing Morningstar category percentiles.



**Top 5 Assets
Top 5 Gross Sales
Top 5 Net Sales**

Rank your firm relative to consortium across multiple dimensions.

Ready to Grow?

Visit <https://page.issmarketintelligence.com/simfund-global> to learn more.

About ISS Market Intelligence

ISS Market Intelligence (MI) is a leading provider of data, insights, and market engagement solutions to the global financial services industry. ISS MI empowers asset and wealth management firms, insurance companies, distributors, service providers, and technology firms to assess their target markets, identify and analyse the best opportunities within those markets, and execute on comprehensive go-to-market initiatives to grow their business. Clients benefit from our increasingly connected global platform that leverages a combination of proprietary data, powerful analytics, timely and relevant insights, in-depth research, as well as an extensive suite of industry-leading media brands that deliver unmatched market connectivity through news and editorial content, events, training, ratings, and awards.

